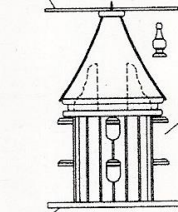


### UNPACKING INSTRUCTIONS

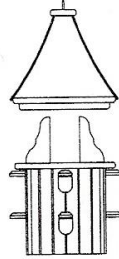
Remove 1/4 Plywood  
(for shipping only)



Remove  
Stretch  
Wrap From  
Birdhouse

Remove 1/2 Foam Bd  
(for shipping only)

When you remove product  
from box, it will look like this.



Now Separate  
the Copper  
Roof From the  
Birdhouse Base  
(the Base is  
Upside Down)

### ASSEMBLY INSTRUCTIONS

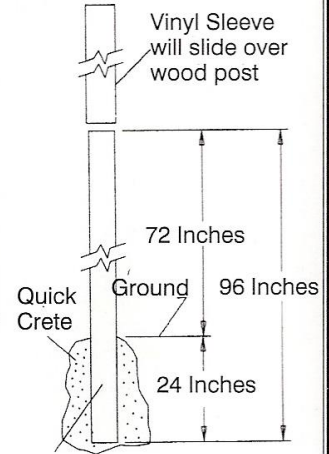
Post height can vary 5 ft. to 6 ft. on Birdhouses and 4 1/2 ft. to 5 ft. on Birdfeeders



Screw Roof  
in Place

Vinyl  
Sleeve  
Post

All Birdhouses are  
shipped with a Vinyl Stud  
mounted in bracket legs.  
It is removable. Now  
the Birdhouse can be  
mounted on a 4" x 4" x  
72" Vinyl Sleeve Post.



4" x 4" x 96"  
Pressure Treated Wood Post